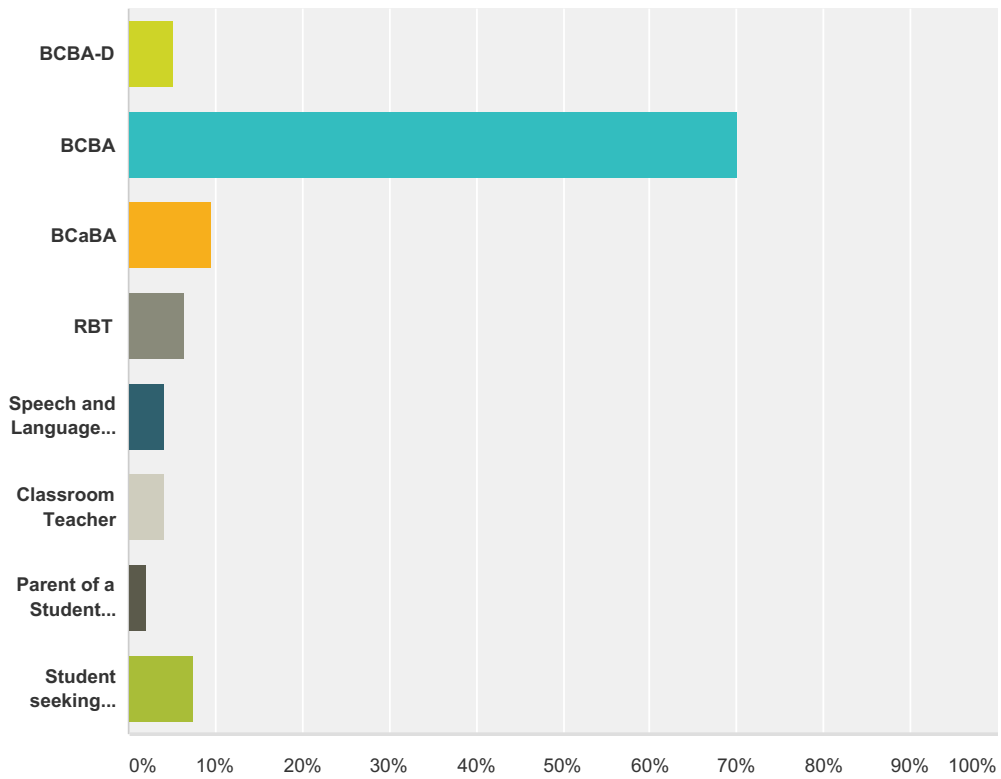


### Q1 What are your current credentials (more than one answer may apply)?

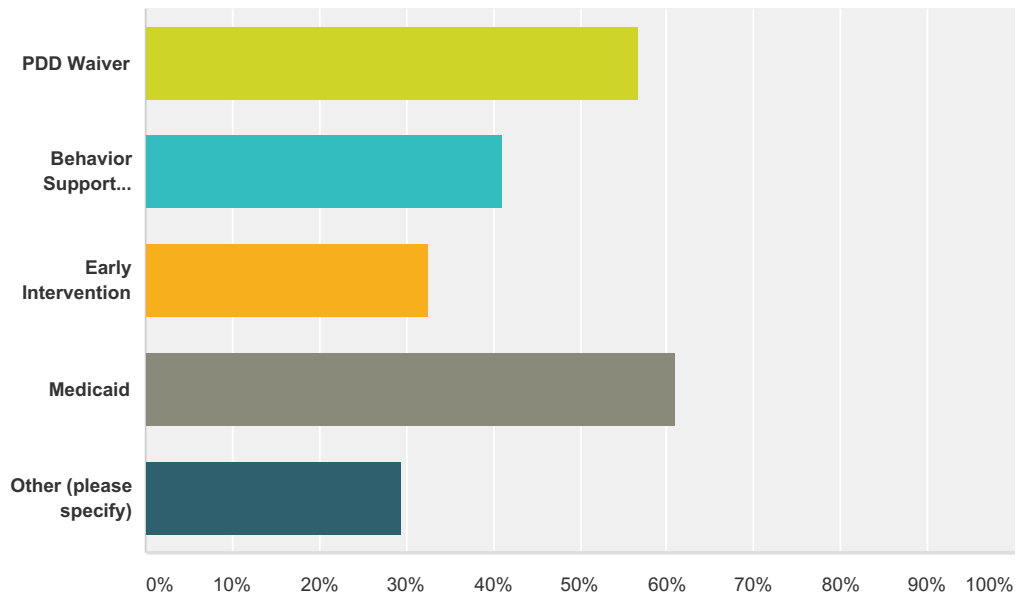
Answered: 94 Skipped: 3



Answer Choices	Responses
BCBA-D	5.32% 5
BCBA	70.21% 66
BCaBA	9.57% 9
RBT	6.38% 6
Speech and Language Pathologist	4.26% 4
Classroom Teacher	4.26% 4
Parent of a Student Receiving ABA Services in SC	2.13% 2
Student seeking certification in one of these areas (RBT, BCaBA, teacher, OT, SLP)	7.45% 7
<b>Total Respondents: 94</b>	

## Q2 What type of services do you currently provide (select all that apply)?

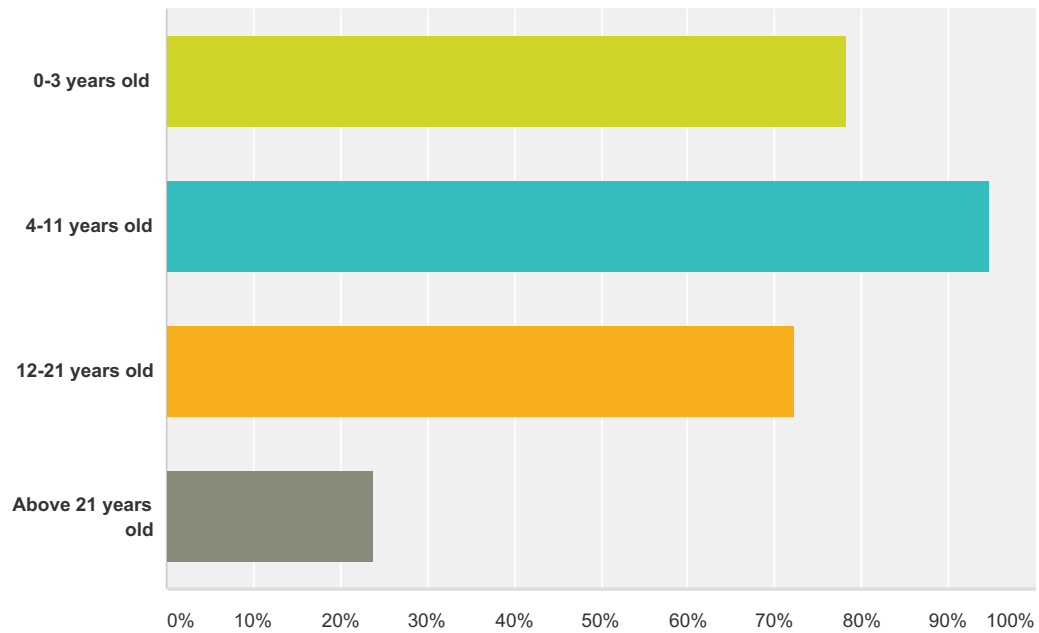
Answered: 95 Skipped: 2



Answer Choices	Responses	Count
PDD Waiver	56.84%	54
Behavior Support Services	41.05%	39
Early Intervention	32.63%	31
Medicaid	61.05%	58
Other (please specify)	29.47%	28
<b>Total Respondents: 95</b>		

### Q3 What types of age ranges do you serve (select all that apply)?

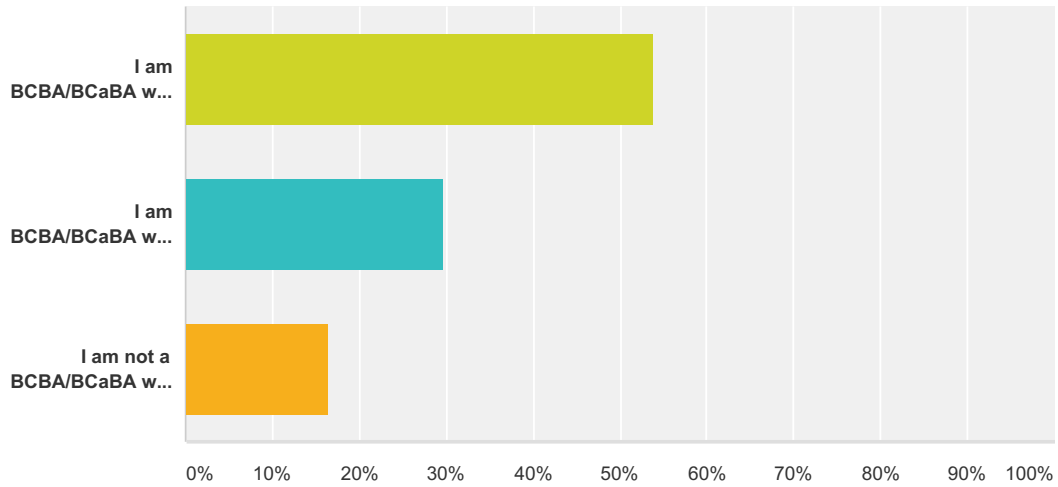
Answered: 97 Skipped: 0



Answer Choices	Responses	
0-3 years old	78.35%	76
4-11 years old	94.85%	92
12-21 years old	72.16%	70
Above 21 years old	23.71%	23
<b>Total Respondents: 97</b>		

**Q4 As of July 1, 2017, pick the statement that most accurately describes your Medicaid situation with respect to autism service delivery.**

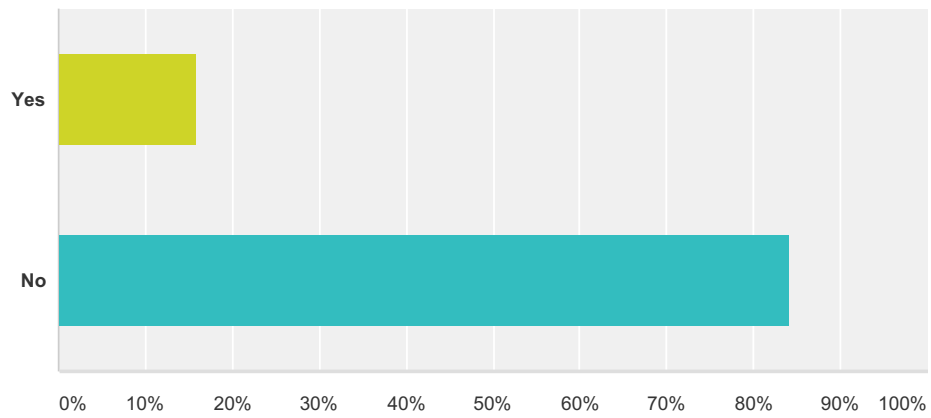
Answered: 91 Skipped: 6



Answer Choices	Responses	
I am BCBA/BCaBA who is qualified and eligible to bill Medicaid	53.85%	49
I am BCBA/BCaBA who is qualified but will not seek Medicaid eligibility	29.67%	27
I am not a BCBA/BCaBA who is qualified and will not be eligible to bill Medicaid	16.48%	15
<b>Total</b>		<b>91</b>

### Q5 Will you be accepting new Medicaid clients as of July 1, 2017?

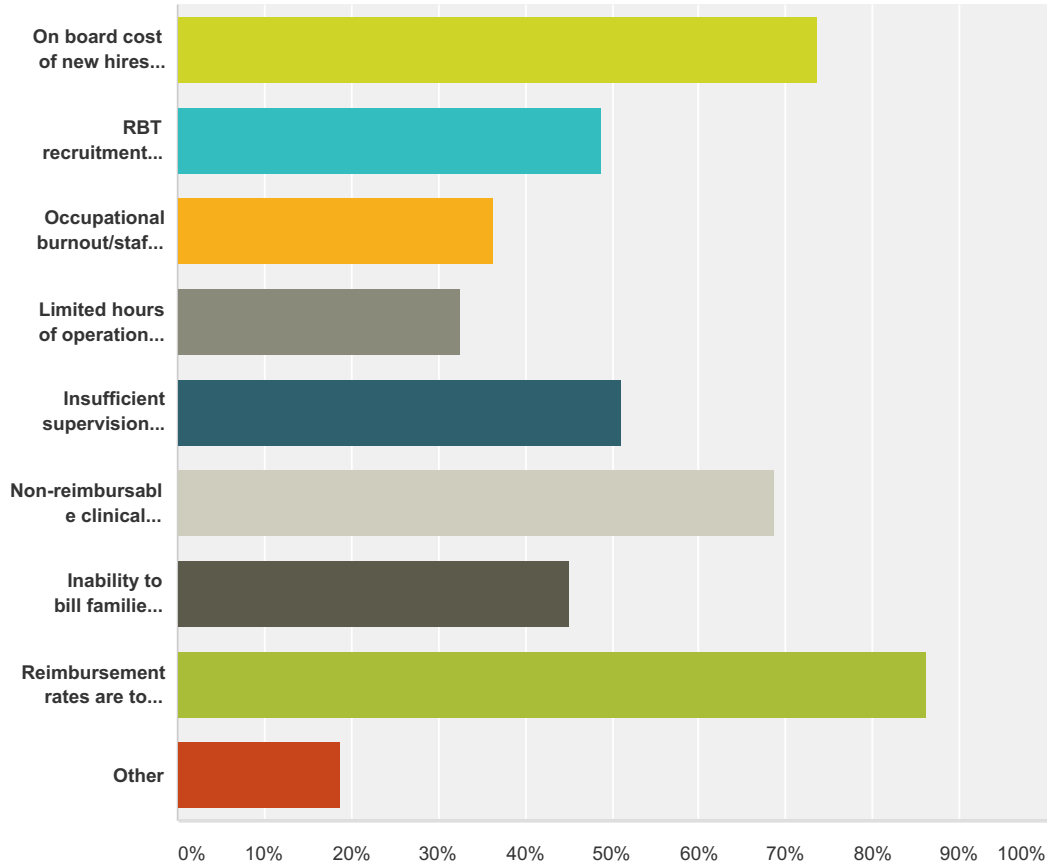
Answered: 95 Skipped: 2



Answer Choices	Responses	
Yes	15.79%	15
No	84.21%	80
<b>Total</b>		<b>95</b>

### Q6 If you will not be accepting new Medicaid clients, what are the impeding factors (select all that apply)?

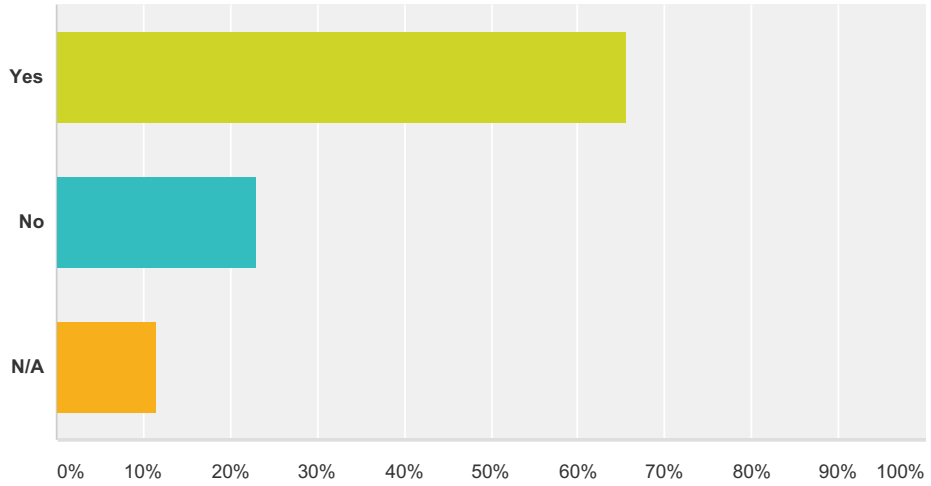
Answered: 80 Skipped: 17



Answer Choices	Responses
On board cost of new hires (RBT training, TB testing, CPR)	73.75% 59
RBT recruitment shortage	48.75% 39
Occupational burnout/staff turnover	36.25% 29
Limited hours of operation (i.e. afterschool hours)	32.50% 26
Insufficient supervision hours	51.25% 41
Non-reimbursable clinical requirements (i.e. monthly notes, 90day reports)	68.75% 55
Inability to bill families for excessive absences or cancellations	45.00% 36
Reimbursement rates are too low to cover employee costs and sufficiently pay staff	86.25% 69
Other	18.75% 15
<b>Total Respondents: 80</b>	

**Q7 Are you interested in providing behavior analysis in the public school system through Medicaid?**

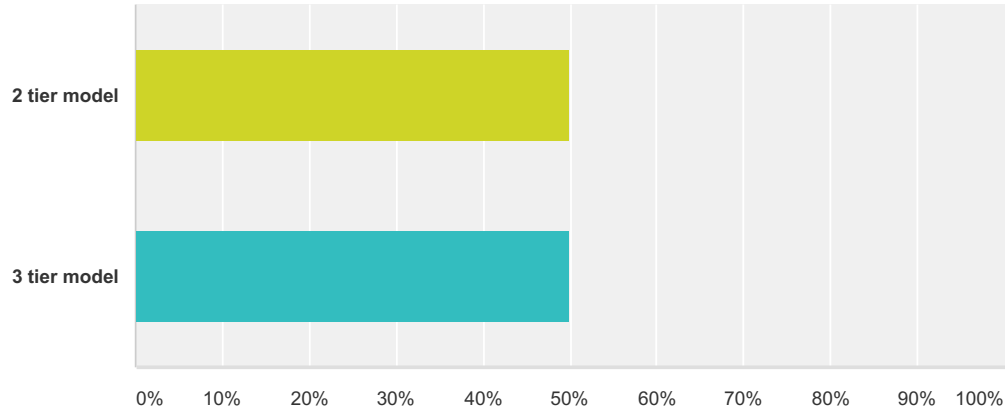
Answered: 96 Skipped: 1



Answer Choices	Responses
Yes	65.63% 63
No	22.92% 22
N/A	11.46% 11
<b>Total</b>	<b>96</b>

**Q8 Do you prefer the 2 tier model (BCBA/BCaBA and line) or the 3 tier model (BCBA/BCaBA, lead, and line)?**

Answered: 92 Skipped: 5



Answer Choices	Responses	
2 tier model	50.00%	46
3 tier model	50.00%	46
<b>Total</b>		<b>92</b>

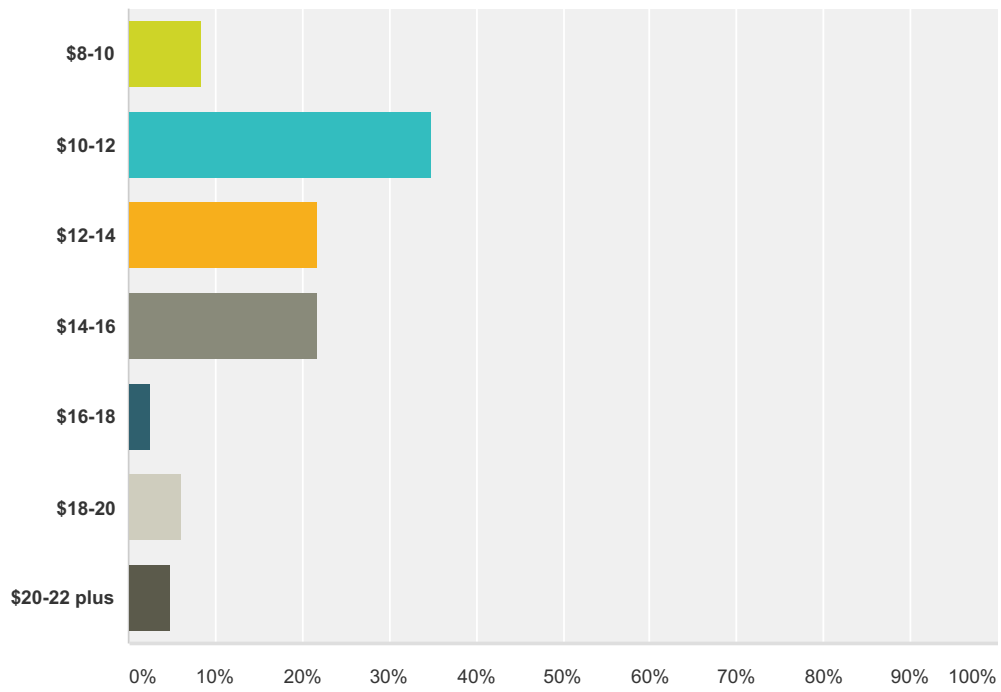


**Q9 Based on your answer to the previous question, why did you prefer the model that you selected?**

Answered: 86 Skipped: 11

### Q10 What range most accurately describes what you pay your RBTs?

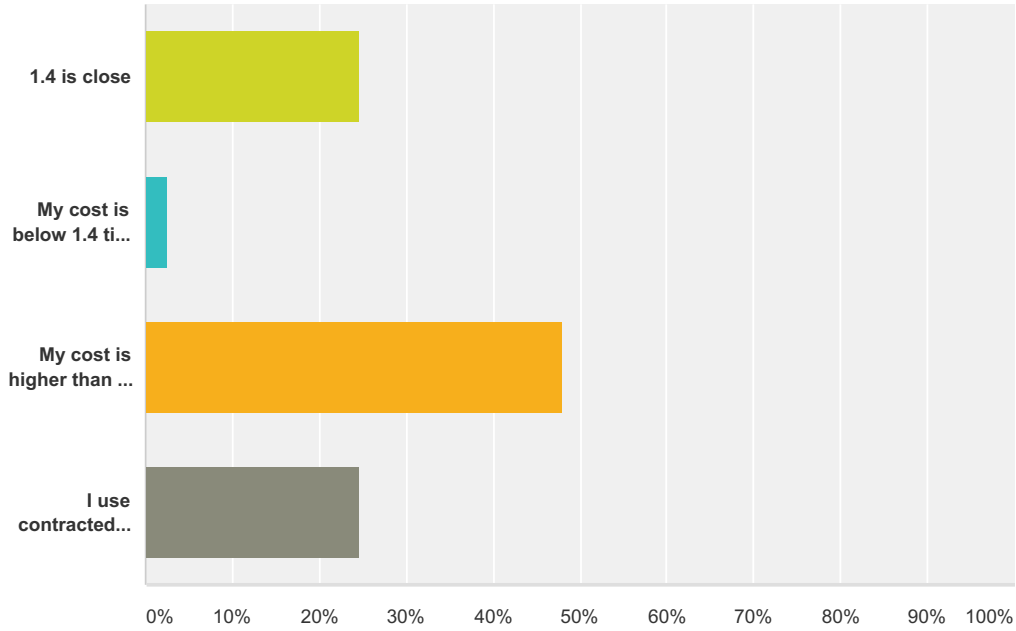
Answered: 83 Skipped: 14



Answer Choices	Responses
\$8-10	8.43% 7
\$10-12	34.94% 29
\$12-14	21.69% 18
\$14-16	21.69% 18
\$16-18	2.41% 2
\$18-20	6.02% 5
\$20-22 plus	4.82% 4
<b>Total</b>	<b>83</b>

**Q11 Employers typically calculate cost as employee wage times 1.4 (i.e., employee wage x 1.4 = total cost). Which answer accurately describes your cost as the employer?**

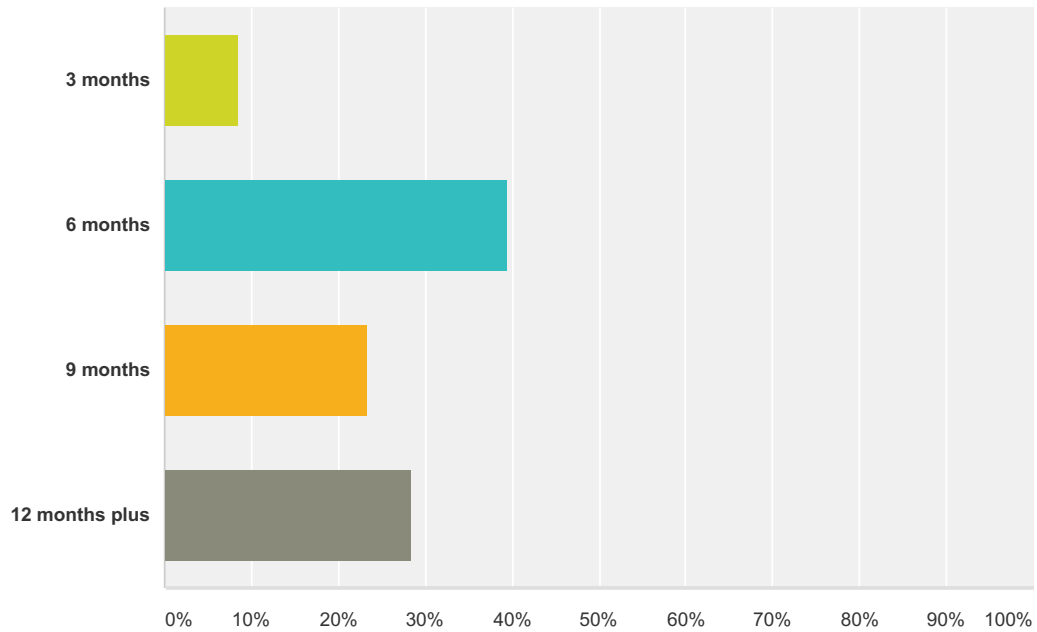
Answered: 77 Skipped: 20



Answer Choices	Responses
1.4 is close	24.68% 19
My cost is below 1.4 times employee wage	2.60% 2
My cost is higher than 1.4 times employee wage	48.05% 37
I use contracted employees so this number is not relevant to me	24.68% 19
<b>Total</b>	<b>77</b>

### Q12 What is the typical length of employment for someone that you hire as a line/RBT?

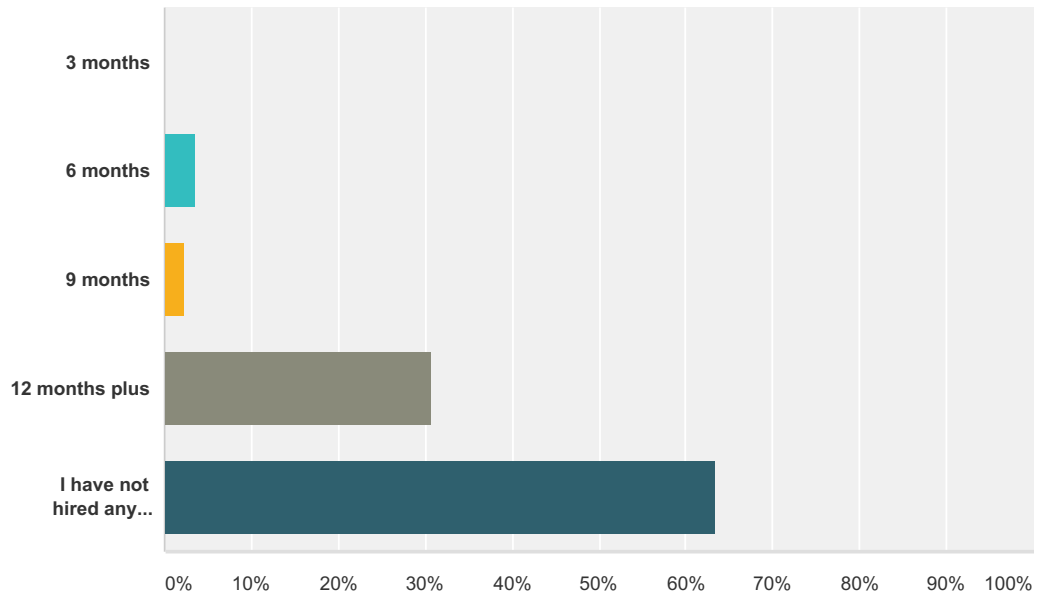
Answered: 81 Skipped: 16



Answer Choices	Responses
3 months	8.64% 7
6 months	39.51% 32
9 months	23.46% 19
12 months plus	28.40% 23
<b>Total</b>	<b>81</b>

### Q13 What is the typical length of employment for someone that you hire as a BCaBA?

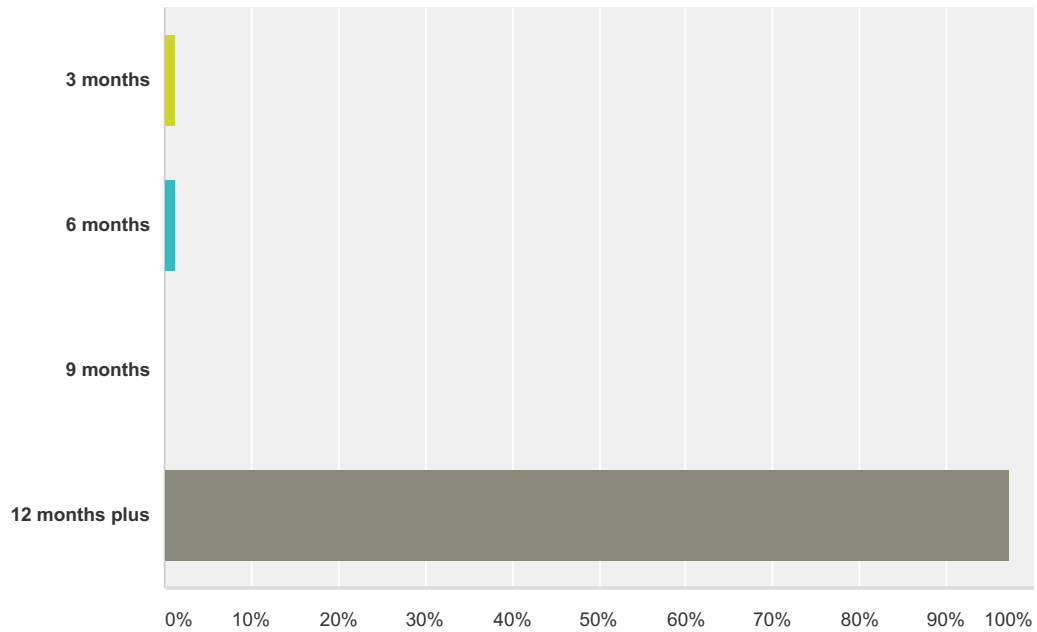
Answered: 85 Skipped: 12



Answer Choices	Responses
3 months	0.00% 0
6 months	3.53% 3
9 months	2.35% 2
12 months plus	30.59% 26
I have not hired any BCaBAs	63.53% 54
<b>Total</b>	<b>85</b>

### Q14 What is the typical length of employment for someone that you hire as a BCBA?

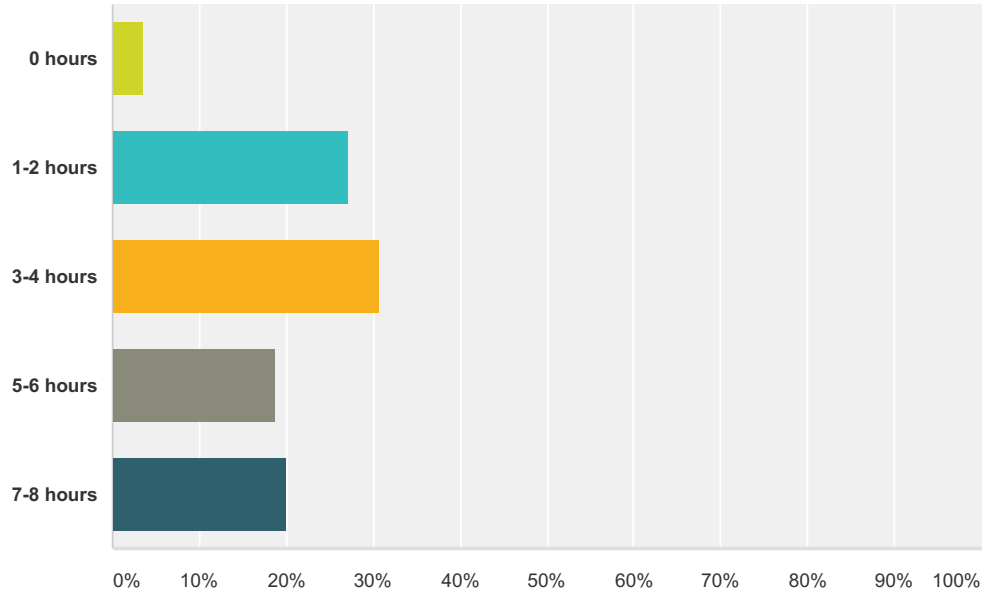
Answered: 74 Skipped: 23



Answer Choices	Responses	
3 months	1.35%	1
6 months	1.35%	1
9 months	0.00%	0
12 months plus	97.30%	72
<b>Total</b>		<b>74</b>

**Q15 Per case, please estimate the number of hours that you spend on indirect supervision per month (i.e., supervision in which the client or caregivers are not present).**

Answered: 85 Skipped: 12



Answer Choices	Responses	
0 hours	3.53%	3
1-2 hours	27.06%	23
3-4 hours	30.59%	26
5-6 hours	18.82%	16
7-8 hours	20.00%	17
<b>Total</b>		<b>85</b>